



Under the Sea



A Multisyllabic Prefix and Suffix
Word Fluency MINI Game - FREEBIE

Smart 2 Heart creations

THANK YOU!!

Here are some other products you might be interested in!

Let's CONNECT!



Thank you for downloading my product! I truly appreciate your purchase! If you have any questions or problems please feel free to email me so I can make it right. Love this product? I would love it if you leave some feedback!



This product is protected by copyright under the Digital Millennium Copyright Act (DMCA). Purchasing this product grants the purchaser a single classroom/single teacher personal use license only. Please see full TERMS of USE for details.

Under the Sea MINI Game: MultiSyllabic Word Fluency Freebie Sample

MultiSyllabic Word Fluency Games were designed to help students practice reading bigger words that contain prefixes and suffixes. This game is a small SAMPLE of my series of games designed to practice many of the most common prefix and suffix words.

This Sample MINI game comes with a gameboard, basic spinner and one set of directions, playing pieces and 16 SAMPLE word cards.

In a FULL game set you will get TWO Game board options (one is a lighter background for printer saving), TWO different Direction Options (The other option is for Reading the Most Words Correctly to win), and a total of 192 Word Cards that focus on 8 or more prefixes and suffixes.

Each word card has been specially designed with a slight 'space' between syllable parts to assist learners with reading these larger words. This will build confidence, word recognition, and word fluency!

Under the Sea Directions

Under the Sea is perfect for 2-4 players. It works great as a center activity, for small group work, or print a few boards and have the whole class play at once!

Print the Gameboard (best if printed on cardstock). Print the spinner game piece and direction. Assemble the playing pieces, if using them. Another option is to use any other playing pieces you have.

Regent Studies | www.regentstudies.com

You can either leave the Spinner and Directions attached as one sheet or cut them apart into two smaller sheets. See the directions on the next page for how to make an easy paperclip and brad spinner.

Print a set of desired cards. Focus on just one prefix or suffix, a whole 'set' of prefix or suffix cards, or for a large game, mix them all together to play! You may need to print extra cards if playing the Most Words Correct version, or if students run out of cards, have them count their cards so far, shuffle all the cards back together and keep playing until the game is over!

Like this FREEBIE SAMPLE? Check out my Full Line of Prefix and Suffix Multisyllabic Games!!




Full game sets include:

- TWO Game board options (one is a lighter background for printer saving)
- TWO different Direction Options (The other option is for Reading the Most Words Correctly to win)
- 192 Word Cards that focus on 8 or more prefixes and suffixes.
- Word Attack Pack – Word Building Mini Activity Booklet





Under the Sea

A multi syllable word reading prefix and suffix mini game



Under the Sea

Multi-Syllabic Word Game Spinner



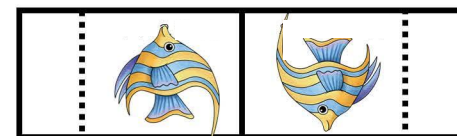
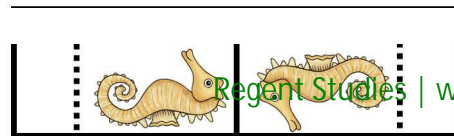

Under the Sea





Directions for Play: For 2-4 Players

Option 2: First to the Finish


Turn all the word cards upside down in a pile.

1. On your turn, pick up a word card from the pile.
2. Read the word card. If you read it correctly, spin the spinner and move ahead.
3. If you read the word incorrectly, place the card on the bottom of the pile and your turn is over.
4. If the space you land on has special directions, follow the directions on the space to go forward or backward.
5. IF the space asks you to pick up extra word cards, for each card you read correctly you may GO AHEAD that many extra spaces!
6. The WINNER is the first person to reach the finish in the game.






Regent Studies | www.regentstudies.com







au to mo bile



B



bi cy cle




B




sem i fin al



B



ex plain



B



mis take



B



pre test



B


Regent Studies | www.regentstudies.com




dis like



B



sub mar ine



B

Terms of Use

Thank you for your purchase. By purchasing this resource, you are agreeing that the contents are the property of Smart 2 Heart Creations, and are licensed to you for classroom/personal use only as a single user. Smart 2 Heart Creations retains the copyright, and reserves all right to this product.

The Original Purchaser May:

- ❖ Make copies for their own classroom, including homeschooling and tutoring sessions.
- ❖ Make one copy of this product for backup purposes, but not with the intent to redistribute.
- ❖ Direct all other interested persons to my store.
- ❖ Reference (WITHOUT DISTRIBUTION) this product in blog posts, at seminars, professional development workshops, or other such venues PROVIDED there is both credit given to myself as the author and a link back to my TPT store is included in your post/presentation. You MAY use the cover image of the product for these instances.

You MAY NOT:

- ❖ Claim this work as your own, alter the file in anyway, or remove or attempt to remove the copyright/watermarks.
- ❖ Share the product (part of it or in its entirety) with others. (Please direct them to my store or purchase an additional license at half off to be able to share with another teacher).
- ❖ Repackage and/or sell or give away this product (part of it or in its entirety) to others [Regent Studies | www.regentstudies.com](http://www.regentstudies.com)
- ❖ Offer to share this product (part of it or in its entirety) anywhere on the internet as a download or copy including, but not limited to, personal sites, school sites, or Google Docs links on blogs or sites, internet sharing groups, news lists, shared databases, Amazon Inspire, and other internet sharing sites and services!

If you have questions about this product or its uses please contact me at

If you find an error or issue with this product please contact me first before leaving negative feedback so we can work together to resolve the issue if possible.

If you have suggestions or thoughts for future products, I'd also love to hear from you!



Thank you again for your purchase! I hope you enjoy this resource!

Now that you've had a chance to use my product – I'd love it if you would leave feedback – You even earn TPT Store Credits!!

EARN TPT STORE CREDIT !

The screenshot shows a product review interface. On the left, there are five categories for rating: Overall Quality, Accuracy, Practicality, Thoroughness, Creativity, and Clarity. Each category has a row of 10 empty circles for selection. Below the ratings is a 'Leave a Comment...' field and a 'SEND' button. A callout box points to the 'SEND' button with the text: 'Everytime you give feedback, you earn TPT Store Credit!'. On the right, there is a 'CHECKOUT' section with a dropdown menu for 'Redeem a Gift Card', 'Apply a Promo Code', and 'Redeem TpT Credits'. The 'Redeem TpT Credits' option is selected, showing 'Available credits: 30' and an 'APPLY' button. A callout box points to the 'Redeem TpT Credits' option with the text: 'Don't forget to redeem your credit at checkout on your next purchase!'. Below the checkout section, it says '20 CREDITS = \$1' and 'What are TpT Credits? €'.

Clipart and Font Credits



Regent Studies | www.regentstudies.com